

ZAXIS-5A series

HITACHI

Reliable Solutions

ZAXIS26U

Hitachi Construction Machinery Group

LANDCROS

Japanese Excellence—Reliable Solutions



Notes: Standard and optional equipment may vary by country, please consult your Hitachi dealer for details.
The machines shown on this brochure are so positioned for the sake of demonstrations. When leaving the machine, be sure to rest the bucket on the ground.



HYDRAULIC EXCAVATOR

Model Code : ZX26U-5A

Engine Rated Power : 14.5 kW (19.4 HP)

Operating Weight : Canopy 2 630 kg

Cab 2 770 kg

Backhoe Bucket : ISO Heaped : 0.06 m³

Trustworthy and User-Friendly New Compact Excavators

The new series of Hitachi compact excavators has evolved even further.

We listen to customers' needs, provide solutions, and adopt fresh ideas into our new products.

The outcome is reflected in our new excavators that are compact, productive and nimble.

The round body is smart and its wide-opening covers provide direct access to service points for quick maintenance.

The operator station is full of easy-to-use controls, an informative monitor, and a comfortable operator seat.



Operator Comfort

Prominent Advantages

**High
Performance**

**Easy
Maintenance**



Notes: The machines shown on this brochure are so positioned for the sake of demonstrations. When leaving the machine, be sure to rest the bucket on the ground.
Standard and optional equipment may vary by country, so please consult your Hitachi dealer for details.

Comfort x High Performance

Operator Comfort and High Controllability

The work space is roomier than ever, despite being a compact excavator, while hydraulic pilot levers boost operating efficiency. The ZAXIS 26U is ready to get the job done on various job sites.

Hydraulic Pilot Control

Hydraulic pilot control levers provide light, smooth control of the front, blade, swing and travel. The levers are ergonomically arranged for easier and tiring operation.

Functional Work Space

Switches, engine control levers and similar are functionally laid out, with unskilled operators in mind. The bright LCD monitor is easy to read at a glance.



Wide Working Ranges

Overall height
2 430 mm

Rear-end swing
radius
795 mm

Dumping height
3 190 mm

Cutting height
4 450 mm

Digging reach
4 630 mm

Digging depth
2 590 mm



Notes: These specifications are for 4-pillar canopy, 1.17 m arm, extra piping, 0.06 m³ bucket and 300 mm rubber shoes.

ROPS/OPG (TOP Guard) Cab and 4-pillar Canopy


The rugged cab and 4-pillar canopy effectively protect the operator against tipping and are ruggedly designed in accordance with the ROPS* standard. All models are protected with an OPG** top guard against falling objects.

*Roll-Over Protective Structure
**Operator Protective Guard



Neutral Engine Start System

The engine cannot start unless the shut-off lever is in the lock position for safe operation.




Theft Deterrent System (Optional)

The electronic immobilizer requires the entry of a password via the numeric keypad each time the engine is started to prevent theft and vandalism.



Newly Developed Spacious Cab

The operator will feel the spaciousness of the new cab right away: 60 mm longer and 35 mm wider than increase in width, compared to the conventional equivalent. The operator will also feel confident and comfortable. An 80 mm increase in door width means easy access to the operator seat.



Easy Maintenance

Simplified Maintenance for Everyday Use

Wide-open covers give direct, quick access to main components for easy daily inspection and servicing, such as filter replacement.

Vertically Sliding Engine Cover

The upright engine cover, upgraded from the conventional model, slides vertically with less rearward projection for ease of maintenance in confined spaces.

Enlarged Refuel Port

The enlarged refuel port is adopted, like on the upper-classes, for quick refueling. Large fuel strainer for quick refueling without spills.



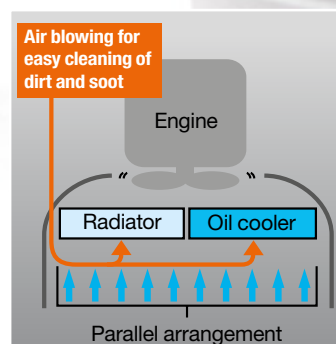
Fuel filter

Water separator

Engine oil filter

Engine oil inlet

Coolant reserve tank



Radiator Capable of Easy Cleaning

The radiator and oil cooler are arranged side by side for easy cleaning. Ventilation ports on the radiator cover are enlarged for more efficient cooling.

Battery

Easy Access for Engine Maintenance

With the seat tilted up, the top of engine is exposed for easy maintenance.



*It is required to remove a plate from under the seat.

Smaller, Lighter Fuel Tank Cover




Hydraulic pump

Pilot filter

Control valve

Spare power supply (12 V)



One-touch-open radiator cover and large cooling duct with good cooling ability

2-Way Selector Valve (Optional)

With the 2-way selector valve, the operator can effortlessly select the piping for the breaker or grapple.

Breaker ⇌ Grapple



Notes: The perspective view on this page shows the imaginary layout of components.

Quality x Durability

High Durability Backed by Stringent Quality Control



High-Quality Hitachi Products

Hitachi has been globally acclaimed for its technological prowess and high-performance products ever since the launch of its first hydraulic excavator in 1949. Its Design Division has adopted the 3D-CAD system for ease of analysis and data

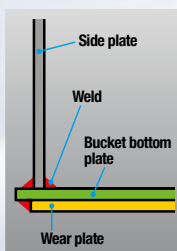
crunching to churn out quality products and slash development lead times.

Newly developed products have been vigorously tested in multiple ways, such as extended-hours of durability and evaluation tests, at a vast Hitachi 4,270,000 m² test field under critical operating conditions – for instance, tropical or freezing weather conditions – before unveiling new products.

Durable Flat Bottom Bucket

This widely acclaimed flat bottom bucket, comes as a standard item to protect welds on the bucket bottom from wearing.

Wide wear plates are also welded to the bucket bottom protection increase durability.





Strong Front Attachment

The front pins are jointed with a tight fit to significantly reduce jerking and noise, while enhancing durability. Those pins are lubricated with HN bushings which allow abundant grease-retaining capacity, extending greasing intervals up to 500 hours, while the main hoses are sheathed with hose protectors at the swing post and the bottom side of the boom cylinder is protected with a V-shaped guard.



Hydraulic hose guard

The bucket hose is covered with a guard, which prevents entanglement and interference.



Boom cylinder guard

The cylinder guard has a strong inverted V-shaped structure.



Reinforced boom end bracket

Extra piping

Hose protector



HN bushing (at Front attachment)



SPECIFICATIONS

ENGINE

Model	3TNV76
Type	Water-cooled, 4-cycle, swirl combustion chamber injection type diesel engine
No. of cylinders	3
Rated power	
ISO 9249, net	14.5 kW (19.4 HP) at 2 500 min ⁻¹ (rpm)
EEC 80/1269, net	14.5 kW (19.4 HP) at 2 500 min ⁻¹ (rpm)
SAE J1349, net	14.5 kW (19.4 HP) at 2 500 min ⁻¹ (rpm)
Maximum torque	64.1 Nm (6.5 kgfm) at 1 800 min ⁻¹ (rpm)
Piston displacement	1.115 L
Bore and stroke	76 mm x 82 mm
Batteries	1 x 12 V / 36 Ah

HYDRAULIC SYSTEM

Hydraulic Pumps

Main pumps	2 variable displacement axial piston pumps 1 gear pump
Maximum oil flow	2 x 30.0 L/min 1 x 16.3 L/min
Pilot pump	1 gear pump
Maximum oil flow	6.8 L/min

Hydraulic Motors

Travel	2 variable displacement axial piston motors
Swing	1 gear motor

Relief Valve Settings

Implement circuit	24.5 MPa (250 kgf/cm ²)
Swing circuit	18.6 MPa (190 kgf/cm ²)
Travel circuit	24.5 MPa (250 kgf/cm ²)
Pilot circuit	3.9 MPa (40 kgf/cm ²)

Hydraulic Cylinders

	Quantity	Bore	Rod diameter	Stroke
Boom (4-Pillar canopy)	1	75 mm	45 mm	567 mm
Boom (Cab)	1	75 mm	45 mm	553 mm
Arm	1	65 mm	40 mm	549 mm
Bucket	1	55 mm	35 mm	437 mm
Blade	1	75 mm	45 mm	144 mm
Boom swing	1	75 mm	40 mm	415 mm

UPPERSTRUCTURE

Swing Device

The axial piston motor with planetary reduction gear is bathed in oil and the swing circle is single-row. The swing parking brake is of the spring-set/hydraulic-released disc type.

Swing speed	9.1 min ⁻¹ (rpm)
Swing torque	3.5 kNm (357 kgfm)

Operator's Cab

An independent spacious cab, 1 050 mm wide by 1 610 mm high, conforming to ISO* Standards. Reinforced glass windows on 4 sides for visibility. Front windows (upper and lower) can be opened.

* International Organization for Standardization

UNDERCARRIAGE

Tracks

Tractor-type undercarriage. Welded track frame using selected materials. Side frame welded to track frame.

Numbers of Rollers on Each Side

Upper roller	1
Lower rollers	4

Travel Device

Each track driven by a 2-speed axial piston motor. Parking brake is of the spring-set/hydraulic-released disc type. Automatic transmission system: High-Low.

Travel speeds	High : 0 to 4.5 km/h Low : 0 to 2.9 km/h
---------------------	---

Maximum traction force ... 20.1 kN (2 050 kgf)

Gradeability 47% (25 degree) continuous

SERVICE REFILL CAPACITIES

Fuel tank	34.0 L
Engine coolant	3.1 L
Engine oil	3.7 L
Travel device (each side)	0.6 L
Hydraulic system	39.0 L
Hydraulic oil tank	24.0 L

WEIGHTS AND GROUND PRESSURE

Operating Weight and Ground Pressure

4-PILLAR CANOPY

Including 2.10 m boom, 0.06 m³ bucket (ISO heaped) and extra piping.

Shoe type	Shoe width	Arm length	kg	kPa(kgf/cm ²)
Rubber shoe	300 mm	1.17 m	2 630 *	24.8 (0.25)

* Operating weight with fully serviced, +80 kg operator ISO 6016.

CAB

Including 2.10 m boom, 0.06 m³ bucket (ISO heaped) and extra piping.

Shoe type	Shoe width	Arm length	kg	kPa(kgf/cm ²)
Rubber shoe	300 mm	1.17 m	2 770 *	26.2 (0.27)

* Operating weight with fully serviced, +80 kg operator ISO 6016.

BUCKET AND ARM DIGGING FORCE

Arm length	1.17 m
Bucket digging force ISO	22.3 kN (2 270 kgf)
Bucket digging force SAE : PCSA	18.0 kN (1 830 kgf)
Arm crowd force ISO	15.2 kN (1 550 kgf)
Arm crowd force SAE : PCSA	14.3 kN (1 460 kgf)

BACKHOE ATTACHMENTS

Boom and arms are of welded, box-section design. A 2.10 m boom and 1.17 m arm are available.

Buckets

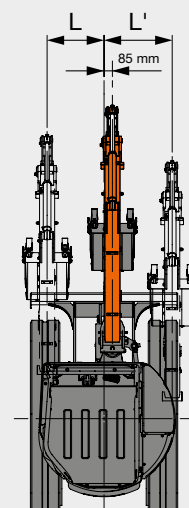
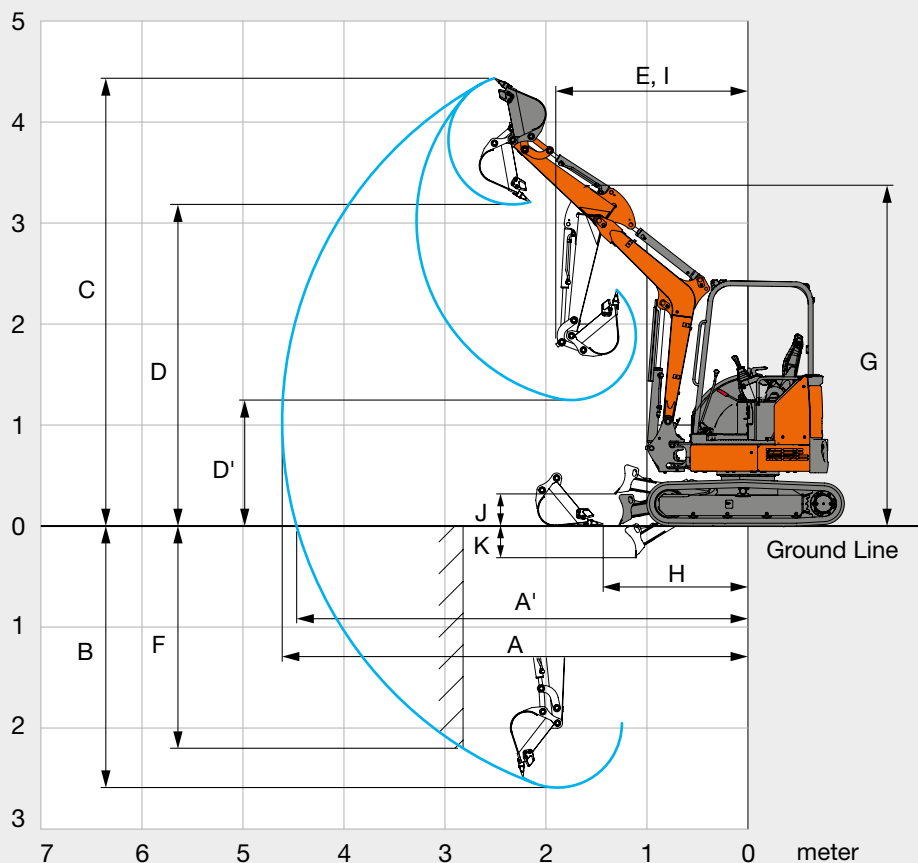
Capacity	Width		No. of teeth	Weight	Recommendation
ISO heaped	Without side cutters	With side cutters			Arm 1.17 m
0.05 m ³	400 mm	450 mm	3	61.0 kg	○
0.06 m ³	450 mm	500 mm	3	64.0 kg	○

○ Suitable for materials with density of 2 000 kg/m³ or less

SPECIFICATIONS

WORKING RANGES

meter

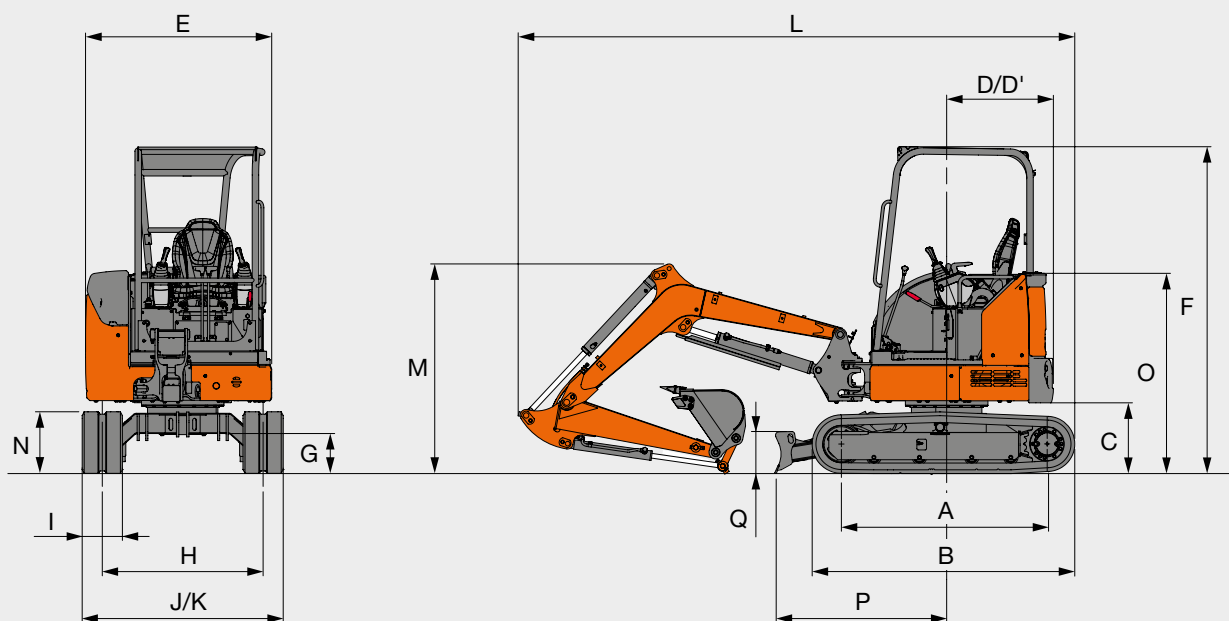


This illustration shows with 1.17 m arm, 0.06 m³ bucket and 300 mm rubber shoes.

Unit: mm

	ZX26U-5A	
	Arm 1.17 m	
	4-Pillar Canopy	Cab
A Max. digging reach	4 630	
A' Max. digging reach (on ground)	4 490	
B Max. digging depth	2 590	
C Max. cutting height	4 450	4 280
D Max. dumping height	3 190	3 040
D' Min. dumping height	1 250	1 160
E Min. swing radius	1 920	2 010
F Max. vertical wall digging depth	2 200	
G Front height at Min. swing radius	3 380	3 290
H Min. level crowding distance	1 480	
I Working radius at Min. swing radius (Max. boom-swing angle)	1 280	1 300
J Blade bottom highest position above ground	320	
K Blade bottom lowest position above ground	315	
L/L' Offset distance	555 / 700	
Max. boom-swing angle (deg.)	70 / 60	

DIMENSIONS



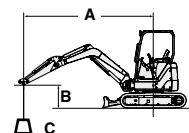
This illustration shows with 1.17 m arm, 0.06 m³ bucket and 300 mm rubber shoes.

Unit: mm

	ZX26U-5A	
	4-Pillar Canopy	Cab
A Distance between tumblers	1 530	
B Undercarriage length	1 960	
C Counterweight clearance	530	
D Rear-end swing radius	795	
D' Rear-end length	795	
E Overall width of upperstructure	1 390	1 420
F Overall height of 4-pillar canopy	2 430	
G Min. ground clearance	300	
H Track gauge	1 200	
I Track shoe width	300	
J Undercarriage (Blade) width	1 500	
K Overall width	1 500	
L Overall length	4 160	
M Overall height of boom	1 570	
N Track height	465	
O Engine cover-height	1 490	1 470
P Horizontal distance to blade	1 280	
Q Blade height	320	

LIFTING CAPACITIES (Without bucket)

- Notes:
1. Ratings are based on ISO 10567.
 2. Lifting capacity does not exceed 75% of tipping load with the machine on firm, level ground or 87% full hydraulic capacity.
 3. The load point is the center-line of the bucket pivot mounting pin on the arm.
 4. *Indicates load limited by hydraulic capacity.
 5. 0 m = Ground.



A: Load radius
B: Load point height
C: Lifting capacity

For lifting capacities, subtract bucket and quick hitch weight from lifting capacities without bucket.

ZX26U-5A 4-Pillar Canopy Version, Blade above Ground

Rating over-front Rating over-side or 360 degrees Unit: 1 000 kg

Conditions	Load point height m	Load radius						At max. reach		
		1.0 m		2.0 m		3.0 m				
										meter
Boom 2.10 m	2					0.55	0.41	0.37	0.28	3.83
Arm 1.17m	1					0.52	0.38	0.34	0.25	3.98
Counterweight 240 kg	0 (Ground)			0.94	0.65	0.50	0.36	0.36	0.26	3.80
Rubber shoe 300 mm	-1	*1.80	*1.80	0.95	0.66	0.50	0.37	0.45	0.33	3.24

ZX26U-5A 4-Pillar Canopy Version, Blade on Ground

Rating over-front Rating over-side or 360 degrees Unit: 1 000 kg

Conditions	Load point height m	Load radius						At max. reach		
		1.0 m		2.0 m		3.0 m				
										meter
Boom 2.10 m	2					*0.81	0.41	*0.60	0.28	3.83
Arm 1.17m	1					*1.06	0.38	*0.63	0.25	3.98
Counterweight 240 kg	0 (Ground)			*1.73	0.65	*1.20	0.36	*0.76	0.26	3.80
Rubber shoe 300 mm	-1	*1.80	*1.80	*1.88	0.66	*1.06	0.37	*0.91	0.33	3.24

ZX26U-5A CAB Version, Blade above Ground

Rating over-front Rating over-side or 360 degrees Unit: 1 000 kg

Conditions	Load point height m	Load radius						At max. reach		
		1.0 m		2.0 m		3.0 m				
										meter
Boom 2.10 m	2					0.65	0.49	0.44	0.34	3.83
Arm 1.17m	1					0.61	0.46	0.41	0.31	3.98
Counterweight 210 kg	0 (Ground)			1.11	0.78	0.59	0.44	0.43	0.32	3.80
Rubber shoe 300 mm	-1	*1.80	*1.80	1.12	0.79	0.60	0.45	0.54	0.41	3.24

ZX26U-5A CAB Version, Blade on Ground

Rating over-front Rating over-side or 360 degrees Unit: 1 000 kg

Conditions	Load point height m	Load radius						At max. reach		
		1.0 m		2.0 m		3.0 m				
										meter
Boom 2.10 m	2					*0.81	0.49	*0.60	0.34	3.83
Arm 1.17m	1					*1.06	0.46	*0.63	0.31	3.98
Counterweight 210 kg	0 (Ground)			*1.73	0.78	*1.20	0.44	*0.76	0.32	3.80
Rubber shoe 300 mm	-1	*1.80	*1.80	*1.88	0.79	*1.06	0.45	*0.91	0.41	3.24

EQUIPMENT

Standard and optional equipment may vary by country, so please consult your Hitachi dealer for details.

● : Standard equipment

○ : Optional equipment

ENGINE

Air cleaner double filters	●
Cartridge-type engine oil filter	●
Fuel main filter	●
Radiator reserve tank	●
Water-separator for engine fuel	●

HYDRAULIC SYSTEM

Full-flow filter	●
Hydraulic pilot type control levers	●
Pilot control shut-off lever with neutral engine start system	●
Pilot filter	●
Suction filter	●
Swing parking brake	●
Travel parking brake	●
Two-speed travel system with auto kickdown	●

4-PILLAR CANOPY

Anti-slip plate	●
Arm rests	●
Drink holder	●
Electric horn	●
Floor mat	●
ROPS/OPG canopy	●
Seat belt	●
Spare power supply	●
Suspension seat	●

CAB

AM/FM radio	●
Anti-slip plate	●
Arm rests	●
Defroster	●
Drink holder	●
Electric horn	●
Floor mat	●
Heater	●
ROPS/OPG cab	●
Seat belt	●
Spare power supply	●
Suspension seat	●
Window washer	●
Wiper	●

UPPER STRUCTURE

Auxiliary function lever (AFL)	○
Auxiliary overload relief valve	○
Counterweight (cab) 210 kg	●
Counterweight (4-pillar canopy) 240 kg	●
Pilot accumulator	○
Travel motion alarm	○

UNDERCARRIAGE

Rubber shoe 300 mm	●
--------------------	---

FRONT ATTACHMENTS

Arm 1.17 m	●
Boom 2.10 m	●
Extra piping	○
HN bushing	●

MISCELLANEOUS

Theft deterrent system*	○
-------------------------	---

* Hitachi Construction Machinery cannot be held liable for theft, any system will just minimize the risk of theft.



Built on the foundation of superb technological capabilities, Hitachi Construction Machinery is committed to providing leading-edge solutions and services to contribute as a reliable partner to the business of customers worldwide.

Hitachi Environmental Vision 2050

Our Environmental Vision envisions a low-carbon society; a resource efficient society; a harmonized society with nature. To achieve such a sustainable society, we have established a set of long-term environmental targets called Hitachi Environmental Innovation 2050.

Reducing Environmental Impact by New ZAXIS

Hitachi makes a green way to cut carbon emissions for global warming prevention according to LCA*. New ZAXIS utilizes lots of technological advances, including the new ECO mode, and Isochronous Control. Hitachi has long been committed to recycling of components, such as aluminum parts in radiators and oil cooler. Resin parts are marked for recycling.

*Life Cycle Assessment – ISO 14040

These specifications are subject to change without notice.

Illustrations and photos show the standard models, and may or may not include optional equipment, accessories, and all standard equipment with some differences in color and features.

Before use, read and understand the Operator's Manual for proper operation.